

ASC X12 **820** Payment Order/Remittance Advice

FUNCTIONAL GROUP ID = **RA** VERSION/RELEASE = **004050UCS**

This X12 Transaction Set contains the format and establishes the data contents of the Payment Order/Remittance Advice Transaction Set (820) for use within the context of an Electronic Data Interchange (EDI) environment. The transaction set can be used to make a payment, send a remittance advice, or make a payment and send a remittance advice.

This transaction set can be an order to a financial institution to make a payment to a payee. It can also be a remittance advice identifying the detail needed to perform cash application to the payee's accounts receivable system. The remittance advice can go directly from payer to payee, through a financial institution, or through a third party agent.

Header

| POS. # | SEG. ID | NAME | REQ. DES. | MAX USE | LOOP REPEAT |
|---------------------|---------|---|-----------|---------|--------------|
| 0100 | ST | Transaction Set Header | M | 1 | |
| 0200 | BPR | Beginning Segment for Payment Order/Remittance Advice | M | 1 | |
| 0300 | NTE | Note/Special Instruction | O | >1 | |
| 0350 | TRN | Trace | O | 1 | |
| 0400 | CUR | Currency | O | 1 | |
| 0500 | REF | Reference Information | O | >1 | |
| 0600 | DTM | Date/Time Reference | O | >1 | |
| LOOP ID - N1 | | | | | >1 |
| 0700 | N1 | Party Identification | O | 1 | |
| 0800 | N2 | Additional Name Information | O | >1 | |
| 0900 | N3 | Party Location | O | >1 | |
| 1000 | N4 | Geographic Location | O | 1 | |
| 1100 | REF | Reference Information | O | >1 | |
| 1200 | PER | Administrative Communications Contact | O | >1 | |
| 1300 | RDM | Remittance Delivery Method | O | 1 | |
| 1400 | DTM | Date/Time Reference | O | 1 | |

Detail

| POS. # | SEG. ID | NAME | REQ. DES. | MAX USE | LOOP REPEAT |
|----------------------|---------|-----------------------------------|-----------|---------|--------------|
| LOOP ID - ENT | | | | | >1 |
| 0100 | ENT | Entity | O | 1 | |
| LOOP ID - FA1 | | | | | >1 |
| 0150 | FA1 | Type of Financial Accounting Data | O | 1 | |
| 0160 | FA2 | Accounting Data | M | >1 | |
| LOOP ID - NM1 | | | | | >1 |
| 0200 | NM1 | Individual or Organizational Name | O | 1 | |
| 0300 | N2 | Additional Name Information | O | >1 | |
| 0400 | N3 | Party Location | O | >1 | |
| 0500 | N4 | Geographic Location | O | 1 | |

| | | | | |
|----------------------|-----|---|---|--------------|
| 0600 | REF | Reference Information | 0 | >1 |
| 0700 | PER | Administrative Communications Contact | 0 | >1 |
| LOOP ID - ADX | | | | >1 |
| 0800 | ADX | Adjustment | 0 | 1 |
| 0900 | NTE | Note/Special Instruction | 0 | >1 |
| 1000 | PER | Administrative Communications Contact | 0 | >1 |
| 1050 | DTM | Date/Time Reference | 0 | 1 |
| LOOP ID - REF | | | | >1 |
| 1100 | REF | Reference Information | 0 | 1 |
| 1200 | DTM | Date/Time Reference | 0 | >1 |
| LOOP ID - IT1 | | | | >1 |
| 1300 | IT1 | Baseline Item Data (Invoice) | 0 | 1 |
| 1310 | RPA | Rate Amounts or Percents | 0 | 1 |
| 1320 | QTY | Quantity Information | 0 | 1 |
| LOOP ID - REF | | | | >1 |
| 1400 | REF | Reference Information | 0 | 1 |
| 1410 | DTM | Date/Time Reference | 0 | 1 |
| LOOP ID - SAC | | | | >1 |
| 1420 | SAC | Service, Promotion, Allowance, or Charge Information | 0 | 1 |
| 1430 | TXI | Tax Information | 0 | >1 |
| 1440 | DTM | Date/Time Reference | 0 | 10 |
| LOOP ID - SLN | | | | >1 |
| 1450 | SLN | Subline Item Detail | 0 | 1 |
| LOOP ID - REF | | | | >1 |
| 1460 | REF | Reference Information | 0 | 1 |
| 1470 | DTM | Date/Time Reference | 0 | >1 |
| LOOP ID - SAC | | | | >1 |
| 1480 | SAC | Service, Promotion, Allowance, or Charge Information | 0 | 1 |
| 1490 | TXI | Tax Information | 0 | >1 |
| LOOP ID - FA1 | | | | >1 |
| 1495 | FA1 | Type of Financial Accounting Data | 0 | 1 |
| 1496 | FA2 | Accounting Data | M | >1 |
| LOOP ID - RMR | | | | >1 |
| 1500 | RMR | Remittance Advice Accounts Receivable Open Item Reference | 0 | 1 |
| 1600 | NTE | Note/Special Instruction | 0 | >1 |
| 1700 | REF | Reference Information | 0 | >1 |
| 1800 | DTM | Date/Time Reference | 0 | >1 |
| 1850 | VEH | Vehicle Information | 0 | 1 |
| LOOP ID - IT1 | | | | >1 |
| 1900 | IT1 | Baseline Item Data (Invoice) | 0 | 1 |
| 1920 | RPA | Rate Amounts or Percents | 0 | 1 |

| | | | | | |
|----------------------|-----|--|---|----|----|
| 1940 | QTY | Quantity Information | 0 | 1 | |
| LOOP ID - REF | | | | | >1 |
| 2000 | REF | Reference Information | 0 | 1 | |
| 2010 | DTM | Date/Time Reference | 0 | 1 | |
| LOOP ID - SAC | | | | | >1 |
| 2020 | SAC | Service, Promotion, Allowance, or Charge Information | 0 | 1 | |
| 2030 | TXI | Tax Information | 0 | >1 | |
| LOOP ID - SLN | | | | | >1 |
| 2040 | SLN | Subline Item Detail | 0 | 1 | |
| LOOP ID - REF | | | | | >1 |
| 2050 | REF | Reference Information | 0 | 1 | |
| 2060 | DTM | Date/Time Reference | 0 | >1 | |
| LOOP ID - SAC | | | | | >1 |
| 2070 | SAC | Service, Promotion, Allowance, or Charge Information | 0 | 1 | |
| 2080 | TXI | Tax Information | 0 | >1 | |
| LOOP ID - ADX | | | | | >1 |
| 2100 | ADX | Adjustment | 0 | 1 | |
| 2200 | NTE | Note/Special Instruction | 0 | >1 | |
| 2300 | PER | Administrative Communications Contact | 0 | >1 | |
| LOOP ID - REF | | | | | >1 |
| 2400 | REF | Reference Information | 0 | 1 | |
| 2500 | DTM | Date/Time Reference | 0 | >1 | |
| LOOP ID - IT1 | | | | | >1 |
| 2600 | IT1 | Baseline Item Data (Invoice) | 0 | 1 | |
| 2610 | RPA | Rate Amounts or Percents | 0 | 1 | |
| 2620 | QTY | Quantity Information | 0 | 1 | |
| LOOP ID - REF | | | | | >1 |
| 2700 | REF | Reference Information | 0 | 1 | |
| 2710 | DTM | Date/Time Reference | 0 | 1 | |
| LOOP ID - SAC | | | | | >1 |
| 2720 | SAC | Service, Promotion, Allowance, or Charge Information | 0 | 1 | |
| 2730 | TXI | Tax Information | 0 | >1 | |
| 2740 | DTM | Date/Time Reference | 0 | 10 | |
| LOOP ID - SLN | | | | | >1 |
| 2750 | SLN | Subline Item Detail | 0 | 1 | |
| LOOP ID - REF | | | | | >1 |
| 2760 | REF | Reference Information | 0 | 1 | |
| 2770 | DTM | Date/Time Reference | 0 | >1 | |
| LOOP ID - SAC | | | | | >1 |
| 2780 | SAC | Service, Promotion, Allowance, or Charge Information | 0 | 1 | |
| 2790 | TXI | Tax Information | 0 | >1 | |
| LOOP ID - FA1 | | | | | >1 |
| 2795 | FA1 | Type of Financial Accounting Data | 0 | 1 | |
| 2796 | FA2 | Accounting Data | M | >1 | |
| LOOP ID - TXP | | | | | >1 |
| 2800 | TXP | Tax Payment | 0 | 1 | |
| 2850 | TXI | Tax Information | 0 | >1 | |
| 2855 | REF | Reference Information | 0 | >1 | |
| 2860 | DTM | Date/Time Reference | 0 | >1 | |
| LOOP ID - DED | | | | | >1 |
| 2870 | DED | Deductions | 0 | 1 | |
| LOOP ID - LX | | | | | >1 |
| 2900 | LX | Transaction Set Line Number | 0 | 1 | |
| 2950 | REF | Reference Information | 0 | >1 | |
| 3000 | TRN | Trace | 0 | >1 | |
| LOOP ID - NM1 | | | | | >1 |
| 3050 | NM1 | Individual or Organizational Name | 0 | 1 | |
| 3100 | REF | Reference Information | 0 | >1 | |

| | | | | | |
|----------------------|-----|-----------------------------------|---|----|----|
| 3150 | G53 | Maintenance Type | 0 | 1 | |
| LOOP ID - AIN | | | | | >1 |
| 3200 | AIN | Income | 0 | 1 | |
| 3250 | QTY | Quantity Information | 0 | >1 | |
| 3300 | DTP | Date or Time or Period | 0 | >1 | |
| LOOP ID - PEN | | | | | >1 |
| 3350 | PEN | Pension Information | 0 | 1 | |
| 3400 | AMT | Monetary Amount Information | 0 | >1 | |
| 3450 | DTP | Date or Time or Period | 0 | >1 | |
| LOOP ID - INV | | | | | >1 |
| 3500 | INV | Investment Vehicle Selection | 0 | 1 | |
| 3550 | DTP | Date or Time or Period | 0 | >1 | |
| LOOP ID - N9 | | | | | 1 |
| 3600 | N9 | Extended Reference Information | 0 | 1 | |
| 3650 | REF | Reference Information | 0 | >1 | |
| LOOP ID - AMT | | | | | >1 |
| 3700 | AMT | Monetary Amount Information | 0 | 1 | |
| 3800 | REF | Reference Information | 0 | >1 | |
| LOOP ID - N1 | | | | | >1 |
| 3900 | N1 | Party Identification | 0 | 1 | |
| 4000 | REF | Reference Information | 0 | >1 | |
| LOOP ID - EMS | | | | | >1 |
| 4100 | EMS | Employment Position | 0 | 1 | |
| 4200 | ATN | Attendance | 0 | >1 | |
| 4300 | AIN | Income | 0 | >1 | |
| 4400 | PYD | Payroll Deduction | 0 | >1 | |
| LOOP ID - RYL | | | | | >1 |
| 4500 | RYL | Royalty Payment | 0 | 1 | |
| LOOP ID - NM1 | | | | | >1 |
| 4600 | NM1 | Individual or Organizational Name | 0 | 1 | |
| LOOP ID - LOC | | | | | >1 |
| 4700 | LOC | Location | 0 | 1 | |
| LOOP ID - PID | | | | | >1 |
| 4800 | PID | Product/Item Description | 0 | 1 | |
| 4900 | DTM | Date/Time Reference | 0 | 1 | |
| LOOP ID - PCT | | | | | >1 |
| 5000 | PCT | Percent Amounts | 0 | 1 | |
| 5100 | QTY | Quantity Information | 0 | 1 | |
| LOOP ID - AMT | | | | | >1 |
| 5200 | AMT | Monetary Amount Information | 0 | 1 | |
| 5300 | ADX | Adjustment | 0 | >1 | |
| LOOP ID - ASM | | | | | 1 |
| 5400 | ASM | Amount and Settlement Method | 0 | 1 | |
| 5500 | ADX | Adjustment | 0 | 1 | |

Summary

| POS. # | SEG. ID | NAME | REQ. DES. | MAX USE | LOOP REPEAT |
|--------|---------|-------------------------|-----------|---------|-------------|
| 0100 | SE | Transaction Set Trailer | M | 1 | |

UCS

820 Payment Order/Remittance Advice

This transaction set can also be used by a manufacturer to provide payment information for broker commissions to his broker(s). When this transaction is used as a Broker Commission Statement, the following segments are used:

Header Level: ST, BPR, REF, DTM, N1

Detail Level: ENT, N1, ADX, REF, DTM, RMR, REF, DTM, ADX, NTE, SE.

The following profiles can be used in conjunction with the UCS guidelines. See introduction for a definition of profiles and their usage:

Motor Fuel

Header

| PAGE # | POS. # | SEG. ID | NAME | REQ. DES. | MAX USE | LOOP REPEAT |
|---------------------|--------|---------|---|-----------|---------|--------------|
| 245 | 0100 | ST | Transaction Set Header | M | 1 | |
| 245 | 0200 | BPR | Beginning Segment for Payment Order/Remittance Advice | M | 1 | |
| 246 | 0350 | TRN | Trace | O | 1 | |
| 247 | 0500 | REF | Reference Information | O | >1 | |
| 247 | 0600 | DTM | Date/Time Reference | O | >1 | |
| LOOP ID - N1 | | | | | | >1 |
| 248 | 0700 | N1 | Party Identification | O | 1 | |

Detail

| PAGE # | POS. # | SEG. ID | NAME | REQ. DES. | MAX USE | LOOP REPEAT |
|----------------------|--------|---------|---|-----------|---------|--------------|
| LOOP ID - ENT | | | | | | >1 |
| 248 | 0100 | ENT | Entity | O | 1 | |
| LOOP ID - NM1 | | | | | | >1 |
| 250 | 0200 | NM1 | Individual or Organizational Name | O | 1 | |
| LOOP ID - ADX | | | | | | >1 |
| 250 | 0800 | ADX | Adjustment | O | 1 | |
| LOOP ID - REF | | | | | | >1 |
| 251 | 1100 | REF | Reference Information | O | 1 | |
| 251 | 1200 | DTM | Date/Time Reference | O | >1 | |
| LOOP ID - IT1 | | | | | | >1 |
| 252 | 1300 | IT1 | Baseline Item Data (Invoice) | O | 1 | |
| LOOP ID - SAC | | | | | | >1 |
| 253 | 1420 | SAC | Service, Promotion, Allowance, or Charge Information | O | 1 | |
| 254 | 1440 | DTM | Date/Time Reference | O | 10 | |
| LOOP ID - RMR | | | | | | >1 |
| 254 | 1500 | RMR | Remittance Advice Accounts Receivable Open Item Reference | O | 1 | |
| 255 | 1700 | REF | Reference Information | O | >1 | |
| 256 | 1800 | DTM | Date/Time Reference | O | >1 | |
| LOOP ID - IT1 | | | | | | >1 |
| 256 | 1900 | IT1 | Baseline Item Data (Invoice) | O | 1 | |
| LOOP ID - ADX | | | | | | >1 |
| 257 | 2100 | ADX | Adjustment | O | 1 | |

| | | | | | | |
|-----|------|-----|--|---|----|----|
| 258 | 2200 | NTE | Note/Special Instruction | O | >1 | |
| | | | LOOP ID - IT1 | | | >1 |
| 259 | 2600 | IT1 | Baseline Item Data (Invoice) | O | 1 | |
| | | | LOOP ID - SAC | | | >1 |
| 260 | 2720 | SAC | Service, Promotion, Allowance, or Charge Information | O | 1 | |
| 261 | 2740 | DTM | Date/Time Reference | O | 10 | |

Summary

| PAGE # | POS. # | SEG. ID | NAME | REQ. DES. | MAX USE | LOOP REPEAT |
|--------|--------|---------|-------------------------|-----------|---------|-------------|
| 261 | 0100 | SE | Transaction Set Trailer | M | 1 | |

NOTES:

- 1/0350** The TRN segment is used to uniquely identify a payment order/remittance advice.
- 1/0400** The CUR segment does not initiate a foreign exchange transaction.
- 1/0700** The N1 loop allows for name/address information for the payer and payee which would be utilized to address remittance(s) for delivery.
- 2/0100** The ENT loop is for vendor or consumer third party consolidated payments.
- 2/0100** ENT09 may contain the payee's accounts receivable customer number.
- 2/0200** Allowing the NM1 segment to repeat in this area allows the paying entity within a payer and the paid entity within a payee to be identified (not the payer and payee).
- 2/0800** This ADX loop contains adjustment items which are not netted to an RMR segment in this transaction set.
- 2/1300** Loop IT1 within the ADX loop is the adjustment line item detail loop.
- 2/1500** Loop RMR is for open items being referenced or for payment on account.
- 2/1900** Loop IT1 within the RMR loop is the remittance line item detail loop.
- 2/2100** This ADX loop can only contain adjustment information for the immediately preceding RMR segment and affects the amount (RMR04) calculation. If this adjustment amount is not netted to the immediately preceding RMR, use the outer ADX loop (position 080).
- 2/2600** Loop IT1 within the ADX loop is the adjustment line item detail loop.
- 2/2800** The TXP loop is for tax payments.
- 2/2870** The DED loop is for child support payments.
- 2/2900** The LX loop is for pension payments.
- 2/3600** The N9 loop is for payroll payments.
- 2/3700** The AMT segment can be used to provide information about allocation or distribution of net pay that is split across multiple payment orders.
- 2/4500** The RYL loop is for royalty payments.

ST Transaction Set Header

See Section V (Control Segments) for details.

BPR Beginning Segment for Payment Order/Remittance Advice

Level: Header Usage: Mandatory Max Use: 1 Loop: ____

Purpose: To indicate the beginning of a Payment Order/Remittance Advice Transaction Set and total payment amount, or to enable related transfer of funds and/or information from payer to payee to occur

- Semantic:**
- 1 BPR02 specifies the payment amount.
 - 2 When using this transaction set to initiate a payment, all or some of BPR06 through BPR16 may be required, depending on the conventions of the specific financial channel being used.
 - 3 BPR06 and BPR07 relate to the originating depository financial institution (ODFI).
 - 4 BPR08 is a code identifying the type of bank account or other financial asset.
 - 5 BPR09 is the account of the company originating the payment. This account may be debited or credited depending on the type of payment order.
 - 6 BPR12 and BPR13 relate to the receiving depository financial institution (RDFI).
 - 7 BPR14 is a code identifying the type of bank account or other financial asset.
 - 8 BPR15 is the account number of the receiving company to be debited or credited with the payment order.
 - 9 BPR16 is the date the originating company intends for the transaction to be settled (i.e., Payment Effective Date).
 - 10 BPR17 is a code identifying the business reason for this payment.
 - 11 BPR18, BPR19, BPR20 and BPR21, if used, identify a third bank identification number and account to be used for return items only.
 - 12 BPR20 is a code identifying the type of bank account or other financial asset.

BPR *

| | | | | | |
|---|--|--|--|--|--|
| BPR01 305 Transaction Handle Code M ID 1/2 | * BPR02 782 Monetary Amount M R2 1/18 | * BPR03 478 Cred/Debit Flag Code M ID 1/1 | * BPR04 591 Payment Method Code M ID 3/3 | * BPR05 812 Payment Format O ID 1/10 | * BPR06 506 DFI ID No Qualifier P0607 C ID 2/2 |
| * BPR07 507 DFI ID Number P0607 C AN 3/12 | * BPR08 569 Acct Number Qualifier C0809 O ID 1/3 | * BPR09 508 Account Number C0809 C AN 1/35 | * BPR10 509 Originating Company ID O AN 10/10 | * BPR11 510 Originating Co Code O AN 9/9 | * BPR12 506 DFI ID No Qualifier P1213 C ID 2/2 |
| * BPR13 507 DFI ID Number P1213 C AN 3/12 | * BPR14 569 Acct Number Qualifier C1415 O ID 1/3 | * BPR15 508 Account Number C1415 C AN 1/35 | * BPR16 373 Date O DT 8/8 | * BPR17 1048 Business Funct Code O ID 1/3 | * BPR18 506 DFI ID No Qualifier P1819 C ID 2/2 |
| * BPR19 507 DFI ID Number P1819 C AN 3/12 | * BPR20 569 Acct Number Qualifier C2021 O ID 1/3 | * BPR21 508 Account Number C2021 C AN 1/35 | ~ | | |

Guidelines: BPR01 refers to the sender's action only.

BPR01 Code Value(s):

C Payment Accompanies Remittance Advice
D Make Payment Only
E Debit/Credit Advice with Remittance Detail
I Remittance Information Only

BPR02 contains the total payment amount which cannot exceed eleven characters (including the decimal) when converted to NACHA format, e.g., 99999999.99.

BPR03 may contain either code C (credit to receiver, debit to originator) or D (debit to receiver, credit to originator).

BPR04 indicates the method by which the actual payment is to be made. The selection of BOP indicates that the financial institution will select the payment method based upon prior arrangements.

BPR04 Code Value(s):

ACH Automated Clearing House (ACH)
BOP Financial Institution Option
CDA Credit/Debit Account
CHK Check
FEW Federal Reserve Funds/Wire Transfer - Repetitive
FWT Federal Reserve Funds/Wire Transfer - Nonrepetitive

BPR05 is related to BPR04 as follows:

If BPR04 contains code CHK, BPR05 should contain code PBC.

If BPR04 contains code ACH, BPR05 should contain code CCD, CCP, CTP, CTX, PPD, or PPP.

If BPR04 contains code BOP, FEW, or FWT, BPR05 should not be used.

BPR16 is the settlement date assigned by the originator, required for ACH and Fedwires.

For ACH credits, BPR16 is when the originator (payer) intends to provide good funds to the receiver (payee).

For ACH debits, BPR16 is when the originator (payee) intends to receive good funds from the receiver (payer).

For check payments, BPR16 is the check issuance date.

For Fedwire payments, BPR16 is the execution date.

The following element(s) are not used by UCS:
BPR17, BPR18, BPR19, BPR20, BPR21

TRN Trace

Level: Header **Usage:** Optional **Max Use:** 1 **Loop:** _____

Purpose: To uniquely identify a transaction to an application

Semantic: 1 TRN02 provides unique identification for the transaction.
2 TRN03 identifies an organization.

3 TRN04 identifies a further subdivision within the organization.

| | | | | | |
|--------------|------------------------|------------------------|-------------------------------|------------------------|---|
| TRN * | TRN01 481 | TRN02 127 | TRN03 509 | TRN04 127 | ~ |
| | Trace Type Code | Reference Ident | Originating Company ID | Reference Ident | |
| | M ID 1/2 | M AN 1/50 | O AN 10/10 | O AN 1/50 | |

Guidelines: **TRN01 Code Value(s):**

- 1 Current Transaction Trace Numbers**
Reference number assigned by the originator identifying this payment order
- 3 Financial Reassociation Trace Number**
Control number used to tie dollars and remittance information (re-association)

TRN02 is the control number used to tie funds to the remittance, e.g., the check number.

The following element(s) are not used by UCS:
TRN03, TRN04

REF Reference Information

Level: Header Usage: Optional Max Use: >1 Loop: ____

Purpose: To specify identifying information

| | | | | |
|--------------|-----------------------------|------------------------|--------------------|---|
| REF * | REF01 128 | REF02 127 | REF03 352 | ~ |
| | Reference Ident Qual | Reference Ident | Description | |
| | M ID 2/3 | R0203 C AN 1/50 | R0203 C AN 1/80 | |

Guidelines: If the original (referenced) transaction set supports a REF (or N9) segment, a common number could be used in that original transactions' REF (or N9) segment, REF02 (or N902), to link the transactions together. By using the same common number in multiple transactions, it then becomes possible to identify and refer to batches of transactions.

REF01 Code Value(s):
BT Batch Number

The following element(s) are not used by UCS:
REF03

DTM Date/Time Reference

Level: Header Usage: Optional Max Use: >1 Loop: ____

Purpose: To specify pertinent dates and times

| | | | | | | | |
|--------------|----------------------------|---------------------|---------------------|-------------------|------------------------------|-------------------------|---|
| DTM * | DTM01 374 | DTM02 373 | DTM03 337 | DTM04 623 | DTM05 1250 | DTM06 1251 | ~ |
| | Date/Time Qualifier | Date | Time | Time Code | Date-Time format-Qual | Date-Time Period | |
| | M ID 3/3 | R020305 C DT 8/8 | R020305 C TM 4/8 | C0403 O ID 2/2 | P0506 C ID 2/3 | P0506 C AN 1/35 | |

Guidelines: This segment contains the date of the document referenced in the previous REF segment, e.g., the batch processing date. It may also contain dates associated with the broker commission statement, e.g., report period.

- DTM01 Code Value(s):**
- 009 Process
 - 020 Check
 - 193 Period Start
 - 194 Period End
 - 234 Settlement Date
Electronic funds transfer
 - 582 Report Period
Accounting period

The following element(s) are not used by UCS:
DTM03, DTM04, DTM05, DTM06

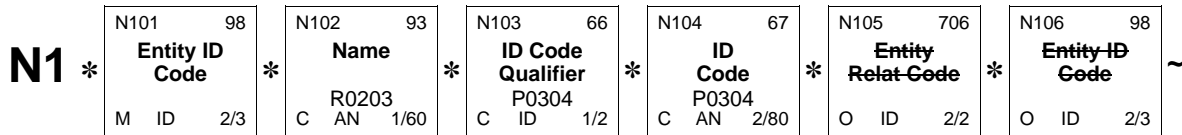
N1 Party Identification

Level: Header **Usage:** Optional **Max Use:** 1 **Loop:** N1 **Repeat:** >1

Purpose: To identify a party by type of organization, name, and code

Comments: **A** This segment, used alone, provides the most efficient method of providing organizational identification. To obtain this efficiency the "ID Code" (N104) must provide a key to the table maintained by the transaction processing party.

B N105 and N106 further define the type of entity in N101.



Guidelines: This segment must be used twice, one iteration to designate payer and one iteration to designate the payee. This is the maximum usage. Name must be included in N102 when designating the payer.

- N103 Code Value(s):**
- 9 D-U-N-S+4, D-U-N-S Number with Four Character Suffix
 - 10 Department of Defense Activity Address Code (DODAAC)
 - 91 Assigned by Seller or Seller's Agent
 - 92 Assigned by Buyer or Buyer's Agent
 - FI Federal Taxpayer's Identification Number
 - UL Global Location Number (GLN)

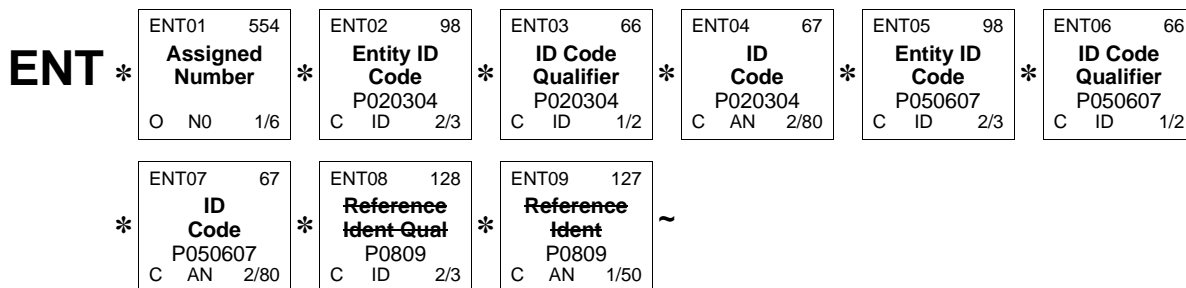
The following element(s) are not used by UCS:
N105, N106

ENT Entity

Level: Detail **Usage:** Optional **Max Use:** 1 **Loop:** ENT **Repeat:** >1

Purpose: To designate the entities which are parties to a transaction and specify a reference meaningful to those entities

- Comments:**
- A** This segment allows for the grouping of data by entity/entities at or within a master/masters. A master (e.g., an organization) can be comprised of numerous subgroups (e.g., entities). This master may send grouped data to another master (e.g., an organization) which is comprised of one or more entities. Groupings are as follows:
 - B** (1) Single/Single: Only ENT01 is necessary, because there is a single entity (the sending master) communicating with a single entity (the receiving master).
 - C** (2) Single/Multiple: ENT05, ENT06, and ENT07 would be used to identify the entities within the receiving master. The sending master is a single entity, so no other data elements need be used.
 - D** (3) Multiple/Single: ENT02, ENT03, and ENT04 would be used to identify the entities within the sending master. The receiving master is a single entity, so no other data elements need be used.
 - E** (4) Multiple/Multiple: ENT02, ENT03, and ENT04 would be used to identify the entities within the sending master. ENT05, ENT06, and ENT07 would be used to identify the entities within the receiving master.
 - F** This segment also allows for the transmission of a unique reference number that is meaningful between the entities.



Guidelines: The purpose of this segment is to identify entities (e.g., divisions) within the sender. If any segments within the detail section are sent, ENT01 is required. This means that the presence of any detail area information must begin with an ENT segment, e.g., the ENT segment can be used as a place mark.

Referencing the comments above, only the options explained in Comments B, C, and D are valid in UCS. These are the three valid groupings which relate to the sender only:

- Single/Single
- Single/Multiple
- Multiple/Single

ENT02 through ENT04 are used to identify the sender of the transaction.

ENT01 is used as a placeholder in the single/single relationship and requires no other ENT data elements.

ENT02 must contain code PR (Payer) when a single/single or multiple/single relationship exists.

ENT03 Code Value(s):

- 9 D-U-N-S+4, D-U-N-S Number with Four Character Suffix
- 10 Department of Defense Activity Address Code (DODAAC)
- 91 Assigned by Seller or Seller's Agent
- 92 Assigned by Buyer or Buyer's Agent
- FI Federal Taxpayer's Identification Number
- UL Global Location Number (GLN)

The following element(s) are not used by UCS:
ENT08, ENT09

NM1 Individual or Organizational Name

Level: Detail Usage: Optional Max Use: 1 Loop: NM1 Repeat: >1

Purpose: To supply the full name of an individual or organizational entity

Semantic: 1 NM102 qualifies NM103.

Comments: A NM110 and NM111 further define the type of entity in NM101.
B NM112 can identify a second surname.

| | | | | | | | | | | | |
|-------|--|--|---|--|--|---|---------------------------------------|---|--|---|--|
| NM1 * | NM101 98 Entity ID Code M ID 2/3 | * | NM102 1065 Entity Type Qualifier M ID 1/1 | * | NM103 1035 Name Last/ Org Name C1203 C AN 1/60 | * | NM104 1036 Name First O AN 1/35 | * | NM105 1037 Name Middle O AN 1/25 | * | NM106 1038 Name Prefix O AN 1/10 |
| | * | NM107 1039 Name Suffix O AN 1/10 | * | NM108 66 ID Code Qualifier P0809 C ID 1/2 | * | NM109 67 ID Code P0809 C AN 2/80 | * | NM110 706 Entity Relat Code C1110 C ID 2/2 | * | NM111 98 Entity ID Code C1110 O ID 2/3 | * |

Guidelines: This segment, in the detail area, further defines the entities with the payer, e.g., location numbers (store numbers).

This segment is also used to identify the customer receiving the invoice on which the broker commission is based when this transaction set is used for payment of broker commissions.

When this segment is used, at least one of NM103 or NM108 must be present.

NM102 Code Value(s):

2 Non-Person Entity

NM108 Code Value(s):

- 9 D-U-N-S+4, D-U-N-S Number with Four Character Suffix
- 10 Department of Defense Activity Address Code (DODAAC)
- 91 Assigned by Seller or Seller's Agent
- 92 Assigned by Buyer or Buyer's Agent
- FA Facility Identification
- UL Global Location Number (GLN)

The following element(s) are not used by UCS:
NM104, NM105, NM106, NM107, NM112

ADX Adjustment

Level: Detail Usage: Optional Max Use: 1 Loop: ADX Repeat: >1

Purpose: To convey accounts-payable adjustment information for the purpose of cash application, including payer-generated debit/credit memos

- Semantic:**
- 1 ADX01 specifies the amount of the adjustment and must be signed if negative. If negative, it reduces the payment amount; if positive, it increases the payment amount.
 - 2 ADX02 specifies the reason for claiming the adjustment.
 - 3 ADX03 and ADX04 specify the identification of the adjustment.

| | | | | | | | | |
|--------------|------------------------|---|-------------------------------|---|-----------------------------|---|------------------------|---|
| ADX * | ADX01 782 | * | ADX02 426 | * | ADX03 128 | * | ADX04 127 | ~ |
| | Monetary Amount | | Adjustment Reason Code | | Reference Ident Qual | | Reference Ident | |
| | M R2 1/18 | | M ID 2/2 | | P0304 C ID 2/3 | | P0304 C AN 1/50 | |

Guidelines: This ADX segment should be used to specify details for adjustments reported in a separate document, e.g., Credit/Debit Adjustment Transaction Set (812) and for an item which is not referenced within the detail RMR loop in this transaction. Adjustments to previously paid invoices should be identified in this occurrence of the ADX.

When ADX02 contains the following codes, the adjustment is to the basis amount used for computation of the broker commission:

- GC Market Development Fund Deduction
- GH Billback Allowance Deduction
- GJ Unsalable Payments Deduction
- GK Split Commissions Deduction - Basis Amount
- 54 Freight Deducted

When ADX02 contains the following codes the adjustment is to the net broker commission payable:

- GL Unresolved Customer Deduction
- GM Split Commissions Deduction - Commission Amount

REF Reference Information

Level: Detail Usage: Optional Max Use: 1 Loop: REF Repeat: >1

Purpose: To specify identifying information

| | | | | | | |
|--------------|-----------------------------|---|------------------------|---|--------------------|---|
| REF * | REF01 128 | * | REF02 127 | * | REF03 352 | ~ |
| | Reference Ident Qual | | Reference Ident | | Description | |
| | M ID 2/3 | | R0203 C AN 1/50 | | R0203 C AN 1/80 | |

Guidelines: The following element(s) are not used by UCS:
REF03

DTM Date/Time Reference

Level: Detail Usage: Optional Max Use: >1 Loop:

Purpose: To specify pertinent dates and times

| | | | | | | | | | | | | |
|--------------|----------------------------|---|---------------------|---|---------------------|---|-------------------|---|------------------------------|---|-------------------------|---|
| DTM * | DTM01 374 | * | DTM02 373 | * | DTM03 337 | * | DTM04 623 | * | DTM05 1250 | * | DTM06 1251 | ~ |
| | Date/Time Qualifier | | Date | | Time | | Time Code | | Date-Time format-Qual | | Date-Time Period | |
| | M ID 3/3 | | R020305 C DT 8/8 | | R020305 C TM 4/8 | | C0403 O ID 2/2 | | P0506 C ID 2/3 | | P0506 C AN 1/35 | |

Guidelines: The following element(s) are not used by UCS:
DTM03, DTM04, DTM05, DTM06

IT1 Baseline Item Data (Invoice)

Level: Detail **Usage:** Optional **Max Use:** 1 **Loop:** IT1 **Repeat:** >1

Purpose: To specify the basic and most frequently used line item data for the invoice and related transactions

Semantic: 1 IT101 is the line item identification.

Comments: **A** Element 235/234 combinations should be interpreted to include products and/or services. See the Data Dictionary for a complete list of IDs.

B IT106 through IT125 provide for ten different product/service IDs for each item. For example: Case, Color, Drawing No., U.P.C. No., ISBN No., Model No., or SKU.

| | | | | | | | | | | | |
|--------------|--|---|---|---|---|---|--|---|--|---|--|
| IT1 * | IT101 350 Assigned ID O AN 1/20 | * | IT102 358 Quantity Invoiced P020304 C R3 1/15 | * | IT103 355 Unit/Basis Meas Code P020304 C ID 2/2 | * | IT104 212 Unit Price P020304 C R4 1/17 | * | IT105 639 Basis Unit Price Code O ID 2/2 | * | IT106 235 Prod/Serv ID Qual P0607 C ID 2/2 |
| | * IT107 234 Product/Service ID P0607 C AN 1/48 | * | IT108 235 Prod/Serv ID Qual P0809 C ID 2/2 | * | IT109 234 Product/Service ID P0809 C AN 1/48 | * | IT110 235 Prod/Serv ID Qual P1011 C ID 2/2 | * | IT111 234 Product/Service ID P1011 C AN 1/48 | * | IT112 235 Prod/Serv ID Qual P1213 C ID 2/2 |
| | * IT113 234 Product/Service ID P1213 C AN 1/48 | * | IT114 235 Prod/Serv ID Qual P1415 C ID 2/2 | * | IT115 234 Product/Service ID P1415 C AN 1/48 | * | IT116 235 Prod/Serv ID Qual P1617 C ID 2/2 | * | IT117 234 Product/Service ID P1617 C AN 1/48 | * | IT118 235 Prod/Serv ID Qual P1819 C ID 2/2 |
| | * IT119 234 Product/Service ID P1819 C AN 1/48 | * | IT120 235 Prod/Serv ID Qual P2021 C ID 2/2 | * | IT121 234 Product/Service ID P2021 C AN 1/48 | * | IT122 235 Prod/Serv ID Qual P2223 C ID 2/2 | * | IT123 234 Product/Service ID P2223 C AN 1/48 | * | IT124 235 Prod/Serv ID Qual P2425 C ID 2/2 |
| | * IT125 234 Product/Service ID P2425 C AN 1/48 | ~ | | | | | | | | | |

Guidelines: The IT1 loop, within the ADX loop, is the adjustment line item detail loop. This segment identifies line items on the preceding ADX segment.

IT101 represents adjustment line item identification when used within the adjustment loop.

IT102 represents contested quantities e.g., items damaged, shorted, returned, and overages, when used within the adjustment loop.

For Motor Fuel credit card processing and pre-draft notification, IT102 contains the number of credit card transactions in this line item.

Effective with the UCS version coinciding with the UCC-published sunset date (2005) for the discontinuation of the use of 12-digit product identifiers, the qualifier UA (U.P.C./EAN Case Code (2-5-5) in DE235 will be marked as not used and will be replaced with the qualifier UK (EAN/UCC-14). The corresponding 14-digit product code will be reflected in DE234. This parallels the global transition to the 14-digit UCC/EAN-14 product identification numbering structure. In preparation for this transition, the UK qualifier and the corresponding 14-digit product code should be communicated in IT106 and IT107, respectively.

For Motor Fuel credit card processing and pre-draft notification, IT104 represents the total dollar amount for the number of credit card transactions contained in IT102.

The codes listed for IT106 apply to every occurrence of data element 235 in the IT1 segment.

IT106 Code Value(s):

P8 Retail Price Look Up Number (PLU)
 UA U.P.C./EAN Case Code (2-5-5)
 UB U.P.C./EAN Multipack Code
 UC U.P.C. Suffix (Defines Packing Variations)
 UD U.P.C./EAN Consumer Package Code (2-5-5)
 UE U.P.C./EAN Module Code (2-5-5)
 UI U.P.C. Consumer Package Code (1-5-5)
 UK EAN/UCC - 14
 UN U.P.C. Case Code Number (1-1-5-5)
 UP UCC - 12

SAC Service, Promotion, Allowance, or Charge Information

Level: Detail **Usage:** Optional **Max Use:** 1 **Loop:** SAC **Repeat:** >1

Purpose: To request or identify a service, promotion, allowance, or charge; to specify the amount or percentage for the service, promotion, allowance, or charge

- Semantic:**
- 1 If SAC01 is "A" or "C", then at least one of SAC05, SAC07, or SAC08 is required.
 - 2 SAC05 is the total amount for the service, promotion, allowance, or charge.
 - 3 If SAC05 is present with SAC07 or SAC08, then SAC05 takes precedence.
 - 4 SAC08 is the allowance or charge rate per unit.
 - 5 SAC10 and SAC11 is the quantity basis when the allowance or charge quantity is different from the purchase order or invoice quantity.
 - 6 SAC10 and SAC11 used together indicate a quantity range, which could be a dollar amount, that is applicable to service, promotion, allowance, or charge.
 - 7 SAC13 is used in conjunction with SAC02 or SAC04 to provide a specific reference number as identified by the code used.
 - 8 SAC14 is used in conjunction with SAC13 to identify an option when there is more than one option of the promotion.
 - 9 SAC16 is used to identify the language being used in SAC15.
- Comments:**
- A** SAC04 may be used to uniquely identify the service, promotion, allowance, or charge. In addition, it may be used in conjunction with SAC03 to further define SAC02.
- B** In some business applications, it is necessary to advise the trading partner of the actual dollar amount that a particular allowance, charge, or promotion was based on to reduce ambiguity. This amount is commonly referred to as "Dollar Basis Amount". It is represented in the SAC segment in SAC10 using the qualifier "DO" - Dollars in SAC09.

| | | | | | | |
|--------------|---|---|---|--|--|---|
| SAC * | SAC01 248 Allow/Chrg Indicator M ID 1/1 | * SAC02 1300 Ser/Pro/All Chg. Code R0203 C ID 4/4 | * SAC03 559 Agency Qual Code P0304 C ID 2/2 | * SAC04 1301 Agn Ser/Pro All/Chg Cde P0304 C AN 1/10 | * SAC05 610 Amount O N2 1/15 | * SAC06 378 Allow/Chrg % Qualifier P0607 C ID 1/1 |
| | * SAC07 332 Allow/Chrg Percent P0607 C R3 1/6 | * SAC08 118 Rate O R4 1/9 | * SAC09 355 Unit/Basis Meas Code P0910 C ID 2/2 | * SAC10 380 Quantity P0910 C R3 1/15 | * SAC11 380 Quantity C1110 O R3 1/15 | * SAC12 331 Allow/Chrg Handl Code O ID 2/2 |
| | * SAC13 127 Reference Ident L130204 C AN 1/50 | * SAC14 770 Option Number C1413 O AN 1/20 | * SAC15 352 Description C1615 C AN 1/80 | * SAC16 819 Language Code C1615 O ID 2/3 | ~ | |

Guidelines: SAC01 is not used to determine the positive or negative value of SAC05 or SAC08. All negative values must be signed.

SAC13 should contain the Manufacturer's Promotion ID number if the adjustment pertains to a promotion.

The following element(s) are not used by UCS:
SAC11, SAC16

DTM Date/Time Reference

Level: Detail Usage: Optional Max Use: 10 Loop:

Purpose: To specify pertinent dates and times

| | | | | | | | |
|--------------|---|---|---|--|---|---|---|
| DTM * | DTM01 374 Date/Time Qualifier M ID 3/3 | * DTM02 373 Date R020305 C DT 8/8 | * DTM03 337 Time R020305 C TM 4/8 | * DTM04 623 Time Code C0403 O ID 2/2 | * DTM05 1250 Date Time format Qual P0506 C ID 2/3 | * DTM06 1251 Date Time Period P0506 C AN 1/35 | ~ |
|--------------|---|---|---|--|---|---|---|

Guidelines: DTM01 should contain the "015" qualifier (Promotion Start Date) if the adjustment references the Manufacturer's Promotion ID Number in the SAC13 element within the SAC segment.

DTM02 should contain the Promotion Start Date when the "015" qualifier is used in the DTM01 element.

RMR Remittance Advice Accounts Receivable Open Item Reference

Level: Detail Usage: Optional Max Use: 1 Loop: RMR Repeat: >1

Purpose: To specify the accounts receivable open item(s) to be included in the cash application and to convey the appropriate detail

Semantic: 1 If RMR03 is present, it specifies how the cash is to be applied.
2 RMR04 is the amount paid.

- 3 RMR05 is the amount of invoice (including charges, less allowance) before terms discount (if discount is applicable) or debit amount or credit amount of referenced items.
- 4 RMR06 is the amount of discount taken.
- 5 RMR08, if present, represents an interest penalty payment, amount late interest paid, or amount anticipation.

Comments: **A** Parties using this segment should agree on the content of RMR01 and RMR02 prior to initiating communication.

B If RMR03 is not present, this is a payment for an open item. If paying an open item, RMR02 must be present. If not paying a specific open item, RMR04 must be present.

C RMR05 may be needed by some payees to distinguish between duplicate reference numbers.

| | | | | | | | | | | | |
|--------------|--|---|--|---|--|---|---|---|---|---|---|
| RMR * | RMR01 128 | * | RMR02 127 | * | RMR03 482 | * | RMR04 782 | * | RMR05 782 | * | RMR06 782 |
| | Reference Ident Qual P0102 C ID 2/3 | | Reference Ident P0102 C AN 1/50 | | Payment Action Code O ID 2/2 | | Monetary Amount O R2 1/18 | | Monetary Amount O R2 1/18 | | Monetary Amount O R2 1/18 |
| | RMR07 426 | * | RMR08 782 | ~ | | | | | | | |
| | Adjustment Reason Code P0708 C ID 2/2 | | Monetary Amount P0708 C R2 1/18 | | | | | | | | |

- Guidelines:** RMR02 contains the document number being paid, e.g., invoice number.
- RMR03 contains code AI when this transaction set is used for payment of broker commissions.
- RMR04 contains the amount being paid, inclusive of discounts and adjustments (not paid).
- RMR04 must be signed if negative, which means that it has reduced the BPR payment amount. If the value is positive, it has increased the BPR payment amount.
- RMR04 is required when this transaction set is used for payment of broker commissions.
- RMR05 identifies the original or historic value of the document, e.g., the total invoice amount.
- RMR06 should be positive if it involves a payment, negative if it involves a return or credit for a previously taken cash discount in a Direct Store Delivery (DSD) environment.
- RMR06 contains the total amount of deductions from the invoice amount in RMR05 when this transaction set is used for payment of broker commissions. The ADX segment within the RMR loop provides reasons for the deduction amounts.
- The following element(s) are not used by UCS:
RMR07, RMR08

REF Reference Information

Level: Detail **Usage:** Optional **Max Use:** >1 **Loop:**

Purpose: To specify identifying information

| | | | | |
|--------------|-----------------------------|------------------------|--------------------|---|
| REF * | REF01 128 | REF02 127 | REF03 352 | ~ |
| | Reference Ident Qual | Reference Ident | Description | |
| | M ID 2/3 | R0203 C AN 1/50 | R0203 C AN 1/80 | |

Guidelines: This segment contains ancillary reference numbers, such as purchase order number or broker order number, which relate to the previous RMR segment. This segment is **NOT** intended to identify the primary document number (which should be in RMR01 and RMR02).

The following element(s) are not used by UCS:
REF03

DTM Date/Time Reference

Level: Detail **Usage:** Optional **Max Use:** >1 **Loop:**

Purpose: To specify pertinent dates and times

| | | | | | | | |
|--------------|----------------------------|---------------------|---------------------|-------------------|------------------------------|-------------------------|---|
| DTM * | DTM01 374 | DTM02 373 | DTM03 337 | DTM04 623 | DTM05 1250 | DTM06 1251 | ~ |
| | Date/Time Qualifier | Date | Time | Time Code | Date Time format Qual | Date Time Period | |
| | M ID 3/3 | R020305 C DT 8/8 | R020305 C TM 4/8 | C0403 O ID 2/2 | P0506 C ID 2/3 | P0506 C AN 1/35 | |

Guidelines: This is the date of the document specified in the previous RMR02. If the document date is being transmitted, it must be in the first occurrence of the DTM segment (in the header area).

The following element(s) are not used by UCS:
DTM03, DTM04, DTM05, DTM06

IT1 Baseline Item Data (Invoice)

Level: Detail **Usage:** Optional **Max Use:** 1 **Loop:** IT1 **Repeat:** >1

Purpose: To specify the basic and most frequently used line item data for the invoice and related transactions

Semantic: 1 IT101 is the line item identification.

Comments: **A** Element 235/234 combinations should be interpreted to include products and/or services. See the Data Dictionary for a complete list of IDs.

B IT106 through IT125 provide for ten different product/service IDs for each item. For example: Case, Color, Drawing No., U.P.C. No., ISBN No., Model No., or SKU.

| | | | | | | | | | | | |
|--------------|--|---|---|---|---|---|--|---|--|---|--|
| IT1 * | IT101 350 Assigned ID O AN 1/20 | * | IT102 358 Quantity Invoiced P020304 C R3 1/15 | * | IT103 355 Unit/Basis Meas Code P020304 C ID 2/2 | * | IT104 212 Unit Price P020304 C R4 1/17 | * | IT105 639 Basis Unit Price Code O ID 2/2 | * | IT106 235 Prod/Serv ID Qual P0607 C ID 2/2 |
| | * IT107 234 Product/Service ID P0607 C AN 1/48 | * | IT108 235 Prod/Serv ID Qual P0809 C ID 2/2 | * | IT109 234 Product/Service ID P0809 C AN 1/48 | * | IT110 235 Prod/Serv ID Qual P1011 C ID 2/2 | * | IT111 234 Product/Service ID P1011 C AN 1/48 | * | IT112 235 Prod/Serv ID Qual P1213 C ID 2/2 |
| | * IT113 234 Product/Service ID P1213 C AN 1/48 | * | IT114 235 Prod/Serv ID Qual P1415 C ID 2/2 | * | IT115 234 Product/Service ID P1415 C AN 1/48 | * | IT116 235 Prod/Serv ID Qual P1617 C ID 2/2 | * | IT117 234 Product/Service ID P1617 C AN 1/48 | * | IT118 235 Prod/Serv ID Qual P1819 C ID 2/2 |
| | * IT119 234 Product/Service ID P1819 C AN 1/48 | * | IT120 235 Prod/Serv ID Qual P2021 C ID 2/2 | * | IT121 234 Product/Service ID P2021 C AN 1/48 | * | IT122 235 Prod/Serv ID Qual P2223 C ID 2/2 | * | IT123 234 Product/Service ID P2223 C AN 1/48 | * | IT124 235 Prod/Serv ID Qual P2425 C ID 2/2 |
| | * IT125 234 Product/Service ID P2425 C AN 1/48 | ~ | | | | | | | | | |

Guidelines: Use this segment for evaluated receipts, partial payments or other circumstances, when absolutely necessary.

The codes listed for IT106 apply to every occurrence of data element 235 in the IT1 segment.

IT106 Code Value(s):

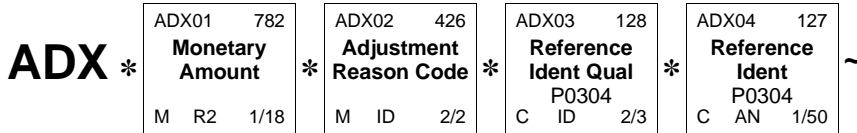
- P8 Retail Price Look Up Number (PLU)
- UA U.P.C./EAN Case Code (2-5-5)
- UB U.P.C./EAN Multipack Code
- UC U.P.C. Suffix (Defines Packing Variations)
- UD U.P.C./EAN Consumer Package Code (2-5-5)
- UE U.P.C./EAN Module Code (2-5-5)
- UI U.P.C. Consumer Package Code (1-5-5)
- UK EAN/UCC - 14
- UN U.P.C. Case Code Number (1-1-5-5)
- UP UCC - 12

ADX Adjustment

Level: Detail **Usage:** Optional **Max Use:** 1 **Loop:** ADX **Repeat:** >1

Purpose: To convey accounts-payable adjustment information for the purpose of cash application, including payer-generated debit/credit memos

- Semantic:**
- 1 ADX01 specifies the amount of the adjustment and must be signed if negative. If negative, it reduces the payment amount; if positive, it increases the payment amount.
 - 2 ADX02 specifies the reason for claiming the adjustment.
 - 3 ADX03 and ADX04 specify the identification of the adjustment.



Guidelines: This adjustment loop can only contain adjustment information for a previous RMR segment and affects the amount (RMR04) calculation. Using this ADX segment precludes the usage of a Credit/Debit Adjustment Transaction Set (812) denoted within the outer ENT/ADX loop of this transaction set.

When this transaction set is used for payment of broker commissions, this segment provides reasons for the deduction amount expressed in RMR06. If more than one reason applies, then multiple iterations of the ADX segment are required.

When ADX02 contains the following codes, the adjustment is to the basis amount used for computation of the broker commission:

- GC Market Development Fund Deduction
- GH Billback Allowance Deduction
- GJ Unsalable Payments Deduction
- GK Split Commissions Deduction - Basis Amount
- 54 Freight Deducted

When ADX02 contains the following codes the adjustment is to the net broker commission payable:

- GL Unresolved Customer Deduction
- GM Split Commissions Deduction - Commission Amount

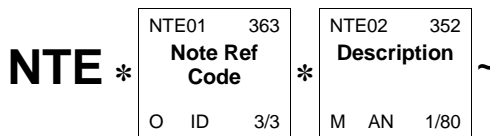
ADX02 code values L7 and L8 should only be used when the available specific adjustment reason codes do not describe the type of deduction properly. When codes L7 and L8 are used, the NTE segment should contain a free-form description of the adjustment.

NTE Note/Special Instruction

Level: Detail Usage: Optional Max Use: >1 Loop:

Purpose: To transmit information in a free-form format, if necessary, for comment or special instruction

Comments: A The NTE segment permits free-form information/data which, under ANSI X12 standard implementations, is not machine processible. The use of the NTE segment should therefore be avoided, if at all possible, in an automated environment.



Guidelines: This segment is used only for further description of preceding adjustments.

IT1 Baseline Item Data (Invoice)

Level: Detail Usage: Optional Max Use: 1 Loop: IT1 Repeat: >1

Purpose: To specify the basic and most frequently used line item data for the invoice and related transactions

Semantic: 1 IT101 is the line item identification.

Comments: A Element 235/234 combinations should be interpreted to include products and/or services. See the Data Dictionary for a complete list of IDs.

B IT106 through IT125 provide for ten different product/service IDs for each item. For example: Case, Color, Drawing No., U.P.C. No., ISBN No., Model No., or SKU.

| | | | | | | | | | | | |
|-------|--|---|---|---|---|---|--|---|--|---|--|
| IT1 * | IT101 350 Assigned ID O AN 1/20 | * | IT102 358 Quantity Invoiced P020304 C R3 1/15 | * | IT103 355 Unit/Basis Meas Code P020304 C ID 2/2 | * | IT104 212 Unit Price P020304 C R4 1/17 | * | IT105 639 Basis Unit Price Code O ID 2/2 | * | IT106 235 Prod/Serv ID Qual P0607 C ID 2/2 |
| | * IT107 234 Product/Service ID P0607 C AN 1/48 | * | IT108 235 Prod/Serv ID Qual P0809 C ID 2/2 | * | IT109 234 Product/Service ID P0809 C AN 1/48 | * | IT110 235 Prod/Serv ID Qual P1011 C ID 2/2 | * | IT111 234 Product/Service ID P1011 C AN 1/48 | * | IT112 235 Prod/Serv ID Qual P1213 C ID 2/2 |
| | * IT113 234 Product/Service ID P1213 C AN 1/48 | * | IT114 235 Prod/Serv ID Qual P1415 C ID 2/2 | * | IT115 234 Product/Service ID P1415 C AN 1/48 | * | IT116 235 Prod/Serv ID Qual P1617 C ID 2/2 | * | IT117 234 Product/Service ID P1617 C AN 1/48 | * | IT118 235 Prod/Serv ID Qual P1819 C ID 2/2 |
| | * IT119 234 Product/Service ID P1819 C AN 1/48 | * | IT120 235 Prod/Serv ID Qual P2021 C ID 2/2 | * | IT121 234 Product/Service ID P2021 C AN 1/48 | * | IT122 235 Prod/Serv ID Qual P2223 C ID 2/2 | * | IT123 234 Product/Service ID P2223 C AN 1/48 | * | IT124 235 Prod/Serv ID Qual P2425 C ID 2/2 |
| | * IT125 234 Product/Service ID P2425 C AN 1/48 | ~ | | | | | | | | | |

Guidelines: The IT1 loop within the ADX loop is the adjustment line item detail loop. This segment identifies line items on the preceding ADX segment.

The codes listed for IT106 apply to every occurrence of data element 235 in the IT1 segment.

IT106 Code Value(s):

- P8 Retail Price Look Up Number (PLU)
- UA U.P.C./EAN Case Code (2-5-5)
- UB U.P.C./EAN Multipack Code
- UC U.P.C. Suffix (Defines Packing Variations)
- UD U.P.C./EAN Consumer Package Code (2-5-5)
- UE U.P.C./EAN Module Code (2-5-5)
- UI U.P.C. Consumer Package Code (1-5-5)
- UK EAN/UCC - 14
- UN U.P.C. Case Code Number (1-1-5-5)
- UP UCC - 12

SAC Service, Promotion, Allowance, or Charge Information

Level: Detail Usage: Optional Max Use: 1 Loop: SAC Repeat: >1

Purpose: To request or identify a service, promotion, allowance, or charge; to specify the amount or percentage for the service, promotion, allowance, or charge

- Semantic:**
- 1 If SAC01 is "A" or "C", then at least one of SAC05, SAC07, or SAC08 is required.
 - 2 SAC05 is the total amount for the service, promotion, allowance, or charge.
 - 3 If SAC05 is present with SAC07 or SAC08, then SAC05 takes precedence.
 - 4 SAC08 is the allowance or charge rate per unit.
 - 5 SAC10 and SAC11 is the quantity basis when the allowance or charge quantity is different from the purchase order or invoice quantity.
 - 6 SAC10 and SAC11 used together indicate a quantity range, which could be a dollar amount, that is applicable to service, promotion, allowance, or charge.
 - 7 SAC13 is used in conjunction with SAC02 or SAC04 to provide a specific reference number as identified by the code used.
 - 8 SAC14 is used in conjunction with SAC13 to identify an option when there is more than one option of the promotion.
 - 9 SAC16 is used to identify the language being used in SAC15.

- Comments:**
- A** SAC04 may be used to uniquely identify the service, promotion, allowance, or charge. In addition, it may be used in conjunction with SAC03 to further define SAC02.
- B** In some business applications, it is necessary to advise the trading partner of the actual dollar amount that a particular allowance, charge, or promotion was based on to reduce ambiguity. This amount is commonly referred to as "Dollar Basis Amount". It is represented in the SAC segment in SAC10 using the qualifier "DO" - Dollars in SAC09.

| | | | | | | | | | | | | |
|------------|---|---|---|---|---|---|---|--|---|--|---|---|
| SAC | * | SAC01 248 Allow/Chrg Indicator M ID 1/1 | * | SAC02 1300 Ser/Pro/All Chg. Code R0203 C ID 4/4 | * | SAC03 559 Agency Qual Code P0304 C ID 2/2 | * | SAC04 1301 Agn Ser/Pro All/Chg Cde P0304 C AN 1/10 | * | SAC05 610 Amount O N2 1/15 | * | SAC06 378 Allow/Chrg % Qualifier P0607 C ID 1/1 |
| | * | SAC07 332 Allow/Chrg Percent P0607 C R3 1/6 | * | SAC08 118 Rate O R4 1/9 | * | SAC09 355 Unit/Basis Meas Code P0910 C ID 2/2 | * | SAC10 380 Quantity P0910 C R3 1/15 | * | SAC11 380 Quantity C1110 O R3 1/15 | * | SAC12 331 Allow/Chrg Handl Code O ID 2/2 |
| | * | SAC13 127 Reference Ident L130204 C AN 1/50 | * | SAC14 770 Option Number C1413 O AN 1/20 | * | SAC15 352 Description C1615 C AN 1/80 | * | SAC16 819 Language Code C1615 O ID 2/3 | ~ | | | |

Guidelines: SAC01 is not used to determine the positive or negative value of SAC05 or SAC08. All negative values must be signed.

SAC13 should contain the Manufacturer's Promotion ID number if the adjustment pertains to a promotion.

The following element(s) are not used by UCS:
 SAC08, SAC10, SAC11, SAC16

DTM Date/Time Reference

Level: Detail Usage: Optional Max Use: 10 Loop:

Purpose: To specify pertinent dates and times

| | | | | | | | |
|--------------|--------------------------------|---------------------|---------------------|----------------------|----------------------------------|-----------------------------|---|
| DTM * | DTM01 374 | DTM02 373 | DTM03 337 | DTM04 623 | DTM05 1250 | DTM06 1251 | ~ |
| | Date/Time Qualifier | Date | Time | Time Code | Date Time format Qual | Date Time Period | |
| | M ID 3/3 | R020305 C DT 8/8 | R020305 C TM 4/8 | C0403 O ID 2/2 | P0506 C ID 2/3 | P0506 C AN 1/35 | |

Guidelines: DTM01 should contain the "015" qualifier (Promotion Start Date) if the adjustment references the Manufacturer's Promotion ID Number in the SAC13 element within the SAC segment.

DTM02 should contain the Promotion Start Date when the "015" qualifier is used in the DTM01 element.

SE Transaction Set Trailer

See Section V (Control Segments) for details.

